



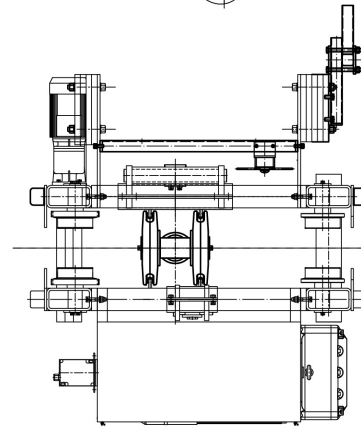
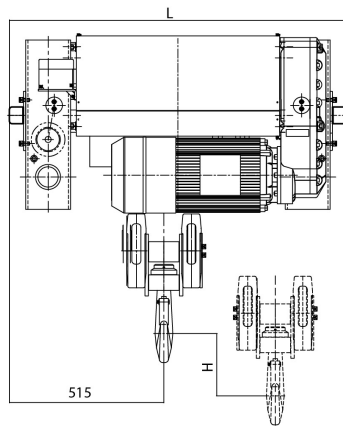
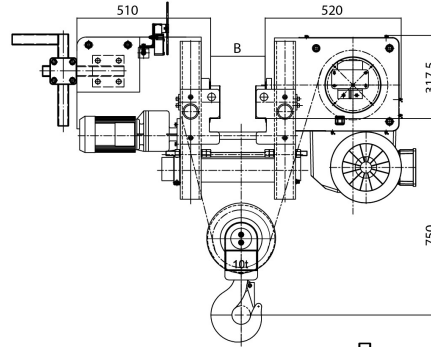
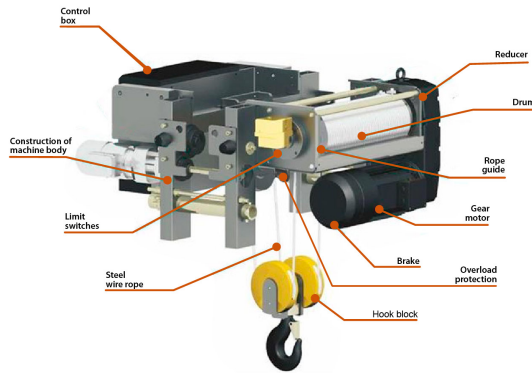
## Tecle Polipasto Prowinch c/carro electrico Monoviga 10 Tons trifasico

### Características Esenciales

- Equipo de Doble Velocidad, Mono viga. Servicio Heavy Duty H4/M5.
- Dispositivos de Límite de alta precisión, Protección de Sobrecarga y Protección térmica
- Componentes de alta calidad, Motor SEW Eurodrive, VDF Schneider, contactores Eaton/Schneider
- Estándares US y EC ASME HST-1 , ASME B30.16 , ASME B30.17 , EN14492-2 , EN60204-32.

### Especificaciones Técnicas

Capacidad de Carga	22000 lb / 10000 kg	Altura de Izaje Estandar (Customizable)	40 ft / 12 m
Velocidad /min	2.62 - 15.4 ft/min / 0.8 - 4.8 m/min	Numero de Velocidades	2 Speed
Voltaje	3 Phase 208~240/480V 50/60Hz	Clase de Servicio	H4/M5/2m/Class D
Tipo de Motor	Squirrel Cage Induction Motor	AMP Motor	22.3 A (@ 460v)
RPM Motor	3420 / 552 rpm (@60hz)	Freno Motor	Sew Eurodrive Electromagnetic Release Brake >125%
Grado de Aislacion	F	Protección IEC Motor	IP55
Protección Tablero de Control	IP65	Freno Dinámico	Included
Control	Pendant Control and Remote Control Telecontrol F24-6D	Voltaje del Control	48V
Marca Motor de Izaje	Sew Eurodrive DRS160M12/2	Reductor de Izaje	Sew Eurodrive G97
Tipo Transmisión / Reductor	Sew Eurodrive G97	Relación de Transmisión	152.74
Cable	Ø 11 mm K19S IWRC 2160	Humedad	<85%
Temperatura	-4°~104° F / -20°~40° C	Reductor Carro	SEW Eurodrive RF27
Motor Carro	SEW Eurodrive DRN80M4	Potencia del Trolley	0.75 kw
Nivel de Ruido	82 dB	Velocidad del Trolley /min	16 ~ 65 ft/min. / 5 ~ 20 m/min
Cantidad de Velocidades	2	Rango de ancho de la Viga	7.9 ~16.2 in / 200 ~ 410 mm
Normas	ASME HST-4 , ASME B30.16 , B30.17 , EN14492-2 , EN60204-32	Garantía	3 Year
Hoist Contactor Brand	Schneider or EATON		



**DRIVE TECHNOLOGY**

SEW Eurodrive high performance Motor, reducer and brake. Compact design, light weight, low energy consumption, low noise and eco-friendly design. Electromagnetic brake disc (Asbestos-free). Long Service life and easy maintenance.




**OVERLOAD PROTECTION**

Load Cell connected to a Limit Relay (Adjustable) to avoid overloading of the hoist.



**WIRE ROPE GUIDE**

Helps the winding of the rope on the drum. Light weight and highly resistance. Design to reduce friction on the wire rope and avoid premature wear.



**HIGH-PERFORMANCE WIRE ROPES**

High-performance wire rope with tensile strength up to 2160Mpa. Galvanized surface and high flexibility to ensure long service life.




**DRUM**

Q345 steel, seamless grooved drum. Design to fulfill FEM and ASME standards and ensure a safe operation.



**LIMIT SWITCHES**

High precision adjustable height limit switches, for all movements of hoist and trolley.



**LIFTING HOOK GROUP**

DIN standard lifting hook with safety clasp. Forged by the high-strength material of T grade.



**CONTROL BOX**

Electric Control box with Schneider Inverter, Eaton contactors and components. Compact design, easy access, IP65 Enclosure.

## Peso & Dimensiones

**Peso Total** 1984 lbs / 901 Kg

## Detalles del Empaque

**H Altura Muerta** 29.53

**A Altura Total** 42.13

**X Diametro Rueda** 4.92

Referential Images / Imágenes Referenciales  
Specifications may change without notice / las especificaciones pueden cambiar sin previo aviso